

OSKAR AIR PRODUCTS 2008 PRODUCT LIST

www.oskarsales.com

FUME ARMS



Hanging Fume Arm				
Part Number	Diameter	Length	Hood Diameter	CFM
710	3"dia	3'	4"	60 - 100
715	3"dia	5'	4"	60 - 100
1015	4"dia	5'	8"	100 - 200
1020	4"dia	7'	8"	100 - 200
1025	4"dia	8.5"	8"	100 - 200
1220	5"dia	7'	10"	200 - 450
1230	5"dia	10'	10"	200 - 450
1620	6"dia	7'	12"	450 - 850
1630	6"dia	10'	12"	450 - 850
1640	6"dia	14'	12"	450 - 850
2020	8"dia	7'	14"	750 - 1200
2030	8"dia	10'	14"	750 - 1200
2040	8"dia	14'	14"	750 - 1200



Portable Fume Arms				
	Diameter	Length	Hood Diameter	CFM
710P	3"dia	3'	4"	60 - 100
715P	3"dia	5'	4"	60 - 100
1015P	4"dia	5'	8"	100 - 200
1020P	4"dia	7'	8"	100 - 200
1025P	4"dia	8.5"	8"	100 - 200
1220P	5"dia	7'	10"	200 - 450
1230P	5"dia	10'	10"	200 - 450
1620P	6"dia	7'	12"	450 - 850
1630P	6"dia	10'	12"	450 - 850
1640P	6"dia	14'	12"	450 - 850
2020P	8"dia	7'	14"	750 - 1200
2030P	8"dia	10'	14"	750 - 1200
2040P	8"dia	14'	14"	750 - 1200



Stainless Steel Hanging Fume Arms				
	Diameter	Length	Hood Diameter	CFM
SS 0710	3"dia	3'	4"	60 - 100
SS 0715	3"dia	5'	4"	60 - 100
SS 1015	4"dia	5'	8"	100 - 200
SS 1020	4"dia	7'	8"	100 - 200
SS 1025	4"dia	8.5"	8"	100 - 200
SS 1220	5"dia	7'	10"	200 - 450
SS 1230	5"dia	10'	10"	200 - 450
SS 1620	6"dia	7'	12"	450 - 850
SS 1630	6"dia	10'	12"	450 - 850
SS 1640	6"dia	14'	12"	450 - 850
SS 2020	8"dia	7'	14"	750 - 1200
SS 2030	8"dia	10'	14"	750 - 1200
SS 2040	8"dia	14'	14"	750 - 1200

*non-standard stock item call your local Oskar Representative for lead time

Stainless Steel Portable Fume Arms

	Diameter	Length	Hood Diameter	CFM
SS 0710P	3"dia	3'	4"	60 - 100
SS 0715P	3"dia	5'	4"	60 - 100
SS 1015P	4"dia	5'	8"	100 - 200
SS 1020P	4"dia	7'	8"	100 - 200
SS 1025P	4"dia	8.5"	8"	100 - 200
SS 1220P	5"dia	7'	10"	200 - 450
SS 1230P	5"dia	10'	10"	200 - 450
SS 1620P	6"dia	7'	12"	450 - 850
SS 1630P	6"dia	10'	12"	450 - 850
SS 1640P	6"dia	14'	12"	450 - 850
SS 2020P	8"dia	7'	14"	750 - 1200
SS 2030P	8"dia	10'	14"	750 - 1200
SS 2040P	8"dia	14'	14"	750 - 1200

Fume Arm Accessories and Additional Arms

Part Number	Wall / Ceiling Mounting Ceiling Brackets
3	For 3"dia Fume Arms
4	For 4"dia Fume Arms
5	For 5"dia Fume Arms
6	For 6"dia Fume Arms
8	For 8"dia Fume Arms
SS003	For 3"dia Fume Arms - Stainless Steel
SS004	For 4"dia Fume Arms - Stainless Steel
SS005	For 5"dia Fume Arms - Stainless Steel
SS006	For 6"dia Fume Arms - Stainless Steel
SS008	For 8"dia Fume Arms - Stainless Steel



Extension Hoods

6250	20" diameter extension hood - 6"diameter fume arms*
8250	20" diameter extension hood - 8"diameter fume arms*
SS6250	20" diameter extension hood - 6"diameter fume arms - Stainless Steel*
SS8250	20" diameter extension hood - 6"diameter fume arms - Stainless Steel *



Light Kits

LK-100	Light Kit (1 switch) - 12v, Halogen bulb
LK-150	Light Kit install package - includes installation and stepdown transformer

Telescoping Fume Arms

T1616	6"diameter - 3.5' to 5' Length*
T1618	6"diameter - 4.5' to 6' Length*
T1626	6"diameter - 4.5' to 8' Length*



Hose Fume Arms

H1620P	6"diameter x 7' Long - Internal Skeleton, hose rated at 200 degrees
H1630P	6"diameter x 10' Long - Internal Skeleton, hose rated at 200 degrees

*non-standard stock item call your local Oskar Representative for lead time


Portables

Portables Fume Collectors

Part Number



SPC-230 Handheld unit, 230 cfm, 5-stage filtration (includes HEPA), handle, 2.5" diameter hose with 4" dia hood variable speed control. Unit comes complete with filters




SPC-Mini Small Portable Unit, 230 cfm, 3-stage filtration(included Spun Bond Cartridge and HEPA), reverse pulse cleaning, variable speed control, 2.5" diameter hose with a 4" diameter hood. Comes complete with filters



SPC-700 1.5 hp Portable Unit, 700 cfm, 3-stage filtration, magnahetic gauge, powder coated steel. Comes complete with filters. Standard start/stop switch.

Fume Arm Options

1620P	6" dia	7' long	12" dia hood
1630P	6" dia	10' long	12" dia hood



SPC-750 1.5 hp Portable Unit, 750 cfm, 3-stage filtration, control box with timer and remote control, powder coated steel, reverse jet pulse cleaning, external filter drawers. Comes complete with filters

Fume Arm Options

1620P	6" dia	7' long	12" dia hood
1630P	6" dia	10' long	12" dia hood



SPC-G3 3 hp Portable Unit, 1,200 cfm, 3-stage filtration, control box with timer and remote control, powder coated steel, reverse jet pulse cleaning, external filter drawers. Comes complete with filters, does not include plug

Arm configuration: 2 - 6" diameter fume arms or 1 - 8" diameter fume arm

Fume Arm Options

1620P	6" dia	7' long	12" dia hood
1630P	6" dia	10' long	12" dia hood
1640P	6" dia	14' long	12" dia hood
2020P	8" dia	7' long	14" dia hood
2030P	8" dia	10' long	14" dia hood

*non-standard stock item call your local Oskar Representative for lead time

Portables

Portables Fume Collectors

Part Number



SPC-G5 5 hp Portable Unit, cfm, 3-stage filtration, control box with timer and remote control, powder coated steel, reverse jet pulse cleaning, external filter drawers. Comes complete with filters, does not include plug

Arm configuration: 2 - 6" diameter fume arms or 2 - 8" diameter fume arm

Fume Arm Options

1620P	6" dia	7' long	12" dia hood
1630P	6" dia	10' long	12" dia hood
1640P	6" dia	14' long	12" dia hood
2020P	8" dia	7' long	14" dia hood
2030P	8" dia	10' long	14" dia hood



SPC-G7 7.5 hp Portable Unit, cfm, 3-stage filtration, control box with timer and remote control, powder coated steel, reverse jet pulse cleaning, external filter drawers. Comes complete with filters, does not include plug

Arm configuration: 3 - 8" diameter fume arm

Fume Arm Options

2020P	8" dia	7' long	14" dia hood
2030P	8" dia	10' long	14" dia hood



SPC-2100 1.5 hp Portable Unit, Manual Roll Media Filtration, powder coated steel, external filter drawer. Comes complete with filters.

Fume Arm Options

1620P	6" dia	7' long	12" dia hood
1630P	6" dia	10' long	12" dia hood

SPC-1200 1.5 hp Portable Unit, 4-stage filtration including Automatic Roll Media, control panel with timer and remote control, external filter drawer, powder coated steel. Comes complete with filters

Fume Arm Options

1620P	6" dia	7' long	12" dia hood
1630P	6" dia	10' long	12" dia hood

Blowers / Exhaust Fans



Portables Blowers

Part Number

- SPB-530** 1 hp Portable Blower, 530 cfm, standard on / off switch, grab handle. Comes complete.
- SPB-900** 1.5 hp Portable Blower, 900 cfm, standard on / off switch, grab handle. Comes complete
- SPB-1500** 2 hp (3-phase), Portable Blower, 1,500 cfm, standard on / off switch, grab handle. Comes complete.



Exhaust Fans

Part Number

- SBU-1.5** 1.5 hp Exhaust Fan, control panel with timer and remote control, powder coated steel. Comes complete

Arm configuration: 2 - 4" diameter fume arms or 1 - 6" diameter fume arm

1015	4" dia	5' long	8" dia hood
1020	4" dia	7' long	8" dia hood
1025	4" dia	8.5' long	8" dia hood
1620	6" dia	7' long	12" dia hood
1630	6" dia	10' long	12" dia hood
1640	6" dia	14' long	12" dia hood



- SBU-2** 2 hp (3-phase) Exhaust Fan, control panel with timer and remote control, powder coated steel. Comes complete without plug

Arm configuration: 2 - 4" diameter fume arms or 1 - 8" diameter fume arm

1015	4" dia	5' long	8" dia hood
1020	4" dia	7' long	8" dia hood
1025	4" dia	8.5' long	8" dia hood
2020	8" dia	7' long	14" dia hood
2030	8" dia	10' long	14" dia hood
2040	8" dia	14' long	14" dia hood

- SBU-3** 3 hp (3-phase) Exhaust Fan, control panel with timer and remote control, powder coated steel. Comes complete with plug

Arm configuration: 2 - 6" diameter fume arms or 1 - 8" diameter fume arm

1620	6" dia	7' long	12" dia hood
1630	6" dia	10' long	12" dia hood
1640	6" dia	14' long	12" dia hood
2020	8" dia	7' long	14" dia hood
2030	8" dia	10' long	14" dia hood
2040	8" dia	14' long	14" dia hood

- SBU-5** 5 hp (3-phase) Exhaust Fan, control panel with timer and remote control, powder coated steel. Comes complete with plug

Arm configuration: 2 - 6" diameter fume arms or 1 - 8" diameter fume arm

1620	6" dia	7' long	12" dia hood
1630	6" dia	10' long	12" dia hood
1640	6" dia	14' long	12" dia hood
2020	8" dia	7' long	14" dia hood
2030	8" dia	10' long	14" dia hood
2040	8" dia	14' long	14" dia hood

Extension Booms / Sliding Suction Rail



Extension Booms

Part Number Single Pivot Extension Booms

Heavy gauge steel, powder coated, and offers upto a 180 degrees rotation

10160	6"dia	3' long*
20160	6"dia	7' long*
30160	6"dia	10' long*
40160	6"dia	14' long*
50160	6"dia	16' long*
60160	6"dia	19' long*

10200	8"dia	3' long*
20200	8"dia	7' long*
30200	8"dia	10' long*
40200	8"dia	14' long*
50200	8"dia	16' long*
60200	8"dia	19' long*

Double Pivot Extension Booms

Heavy gauge steel, powder coated, and pivots at base of unit and middle of extension boom

31160	6"dia	10' long (1st beam) x 3' long (2nd beam)*
22160	6"dia	7' long (1st beam) x 7' long (2nd beam)*
32160	6"dia	10' long (1st beam) x 7' long (2nd beam)*
22200	6"dia	7' long (1st beam) x 7' long (2nd beam)*
32200	6"dia	10' long (1st beam) x 7' long (2nd beam)*
42200	6"dia	14' long (1st beam) x 7' long (2nd beam)*

Sliding Suction Rail

Part Number

SSR-1A 13' - Complete aluminum trolley kit, 6"diameter duct, can be mounted on the ceiling or ground. Comes complete with 6"diameter trolley and end caps*

SSR-1 3' aluminum extension for SSR-1A. Comes with joiner.*

989900	Add on Trolley for 5"diameter fume arm*
989901	Add on Trolley for 6"diameter fume arm*
989902	Add on Trolley for 8"diameter fume arm*

989977 Brackets - ceiling mounting*

989978 Brackets - wall mounting*

989965 End Covers*

*non-standard stock item call your local Oskar Representative for lead time

**Downdraft Tables /
Welding Tables**



Downdraft Tables

Downdraft Tables

Part Number

SDT-180 Grinding Table, grated top, side panels, powder coated steel, external dust drawers, spark trap and 5" diameter inlet to allow for connection to other Oskar Products

SDT-600 1/2 hp downdraft table, 600 cfm, 2-stage filtration, powder coated steel, standard on/off switch. Comes complete with halogen light

SDT-780 1 hp downdraft table, 780 cfm, 2-stage filtration, powder coated steel, standard on/off switch. Comes complete with halogen light

SDT-1400 2 hp (3-phase) downdraft table, 1,400 cfm, 2-stage filtration, powder coated steel, standard on/off switch. come complete with halogen light

SDT-2A 2hp (3-phase), 1,400 cfm, 3-stage filtration, blast gate, powder coated steel, dust drawer, standard on/off switch. Comes complete with halogen light. Able to attach 5" diameter fume arm.

Fume Arm Options

1220P	5" dia	7' long	12" dia hood
1230P	5" dia	10' long	12" dia hood

SDT-1500F 1.5 hp downdraft table with filtration. 4-stage filtration: spark trap, roll media, pleated filter and HEPA filter, control panel with timer, side panels, and powder coated steel.*

Welding Tables

Welding Tables

Part Number

SWT-1000 1.5 hp Welding Table, powder coated steel, dual exhaust: downdraft section and fume arm, lazy susan, controls. Comes complete without Fume Arm

Fume Arm Option

1620P	6" dia	7' long	12" dia hood
--------------	--------	---------	--------------


SWT-2000 1.5 hp Welding Table with Filtration. 2-stage filtration: spun bond cartridges and spark trap, reverse jet pulse cleaning, control panel with timer, powder coated steel. Comes complete without Fume Arm

Fume Arm Option

1620P	6" dia	7' long	12" dia hood
--------------	--------	---------	--------------

*non-standard stock item call your local Oskar Representative for lead time

Dust Collectors Type 1 and 2



Dust Collector Type 1

Part Number

Type 1 Dust collectors include the following: Fan/motor combination (direct-drive), 2-stage filtration: spunbond cartridges, lifting lugs on top of the unit, dust drawers, magnahelic gauge, reverse jet pulse, Control Box (start / stop, pulse timer and fuses), NPT fire fittings, powder coated steel, outlet silencer. The unit is manufacturerer from heavy guage steel.

All motors are - 3-phase

SDC-1	3hp Collector - 2 cartridges
SDC-2	3hp Collector - 3 cartridges
SDC-3	5hp Collector - 4 cartridges
SDC-4	5hp Collector - 6 cartridges
SDC-5	7.5hp Collector - 6 cartridges

Dust Collector Type 2

Part Number

Type 1 Dust collectors include the following: Fan/motor combination (direct-drive), 2-stage filtration: spunbond cartridges, lifting lugs on top of the unit, dust drawers, magnahelic gauge, reverse jet pulse, Control Box (start / stop, pulse timer and fuses), NPT fire fittings, powder coated steel, outlet silencer. The unit is manufacturerer from heavy guage steel.

Internal Built in Cyclones

All motors are - 3-phase

SDC-6	7.5hp Collector - 8 cartridges*
SDC-7	10hp Collector - 8 cartridges*
SDC-8	10hp Collector - 8 cartridges*
SDC-9	15hp Collector - 10 cartridges*
SDC-10	15hp Collector - 12 cartridges*

Options include: Explosion Vents and Stainless Construction

Ambient Units and Hose Reels



Ambient Units

Ambient Units

Part Number

Ambient Units quietly cleans and filters the air in any location. Manufactured from heavy gauge welded steel, powder coated. Variable speed controls, remote control, 2-stage filtration, and filter indicator. Units come complete with filters.

SCU-770 1/5 hp unit, variable speed control: CFM ranges from: 500 - 760. 2-stage filtration: Pleated filter and 9 pocket filter.

SCU-1800 3/4 hp unit, variable speed control: CFM ranges from: 1,000 - 1,800. 2-stage filtration: Pleated filter and 9 pocket filter.

SCU-3000 3/4 hp x 2 unit, variable speed control: CFM ranges from: 2,000 - 3,000. 2-stage filtration: Pleated filter and 9 pocket filter.

Hose Reels

Hose Reels

Part Number

Hose Reels come completely assembled, mounting brackets, back support and cross bars, cover for spring, spring loaded, and manufactured from heavy gauge welded steel.

SHR-1-4 4"dia spring loaded hose reel*

SHR-1-5 5"dia spring loaded hose reel*

SHR-1-6 6"dia spring loaded hose reel*

Contact your Oskar Representative for hose pricing and other accessories for the hose reels.

*non-standard stock item call your local Oskar Representative for lead time

Blower Combinations and Motors



Blowers (Motor and Fans)

Part Number

SDB-1	1hp w/ backward inclined fan: 650 cfm with 4"dia inlet
SDB-1.5	1.5hp w/ backward inclined fan: 886 cfm with 6"dia inlet
SDB-2	2hp w/ backward inclined fan: 1600 cfm with 8"dia inlet
SDB-3	3hp w/ backward inclined fan: 1900 cfm with 8"dia inlet
SDB-5	5hp w/ backward inclined fan: 2960 cfm with 10"dia inlet
SDB-7.5	7.5hp w/ backward inclined fan: 3460 cfm with 10"dia inlet
SDB-10	10hp w/ backward inclined fan: 4020 cfm with 12"dia inlet

Standard Motors

Part Number

SMS-1	1hp, single phase, aluminum frame
SMS-1.5	1.5 hp, single phase, aluminum frame
SMS-3	3hp, 3-phase, 90L
SMS-5	5hp, 3-phase, 112M
SMS-7.5	7.5hp, 3-phase, 132S
SMS-10	10hp, 3-phase, 132S
SMS-15	15hp, 3-phase, 160M
SMS-20	20hp, 3-phase, 160M

High Efficiency Motors

Part Number

SME-1	1hp, single phase, 80
SME-1.5	1.5 hp, single phase, 90
SME-3	3hp, 3-phase, 90L
SME-5	5hp, 3-phase, 112M
SME-7.5	7.5hp, 3-phase, 132S
SME-10	10hp, 3-phase, 132S
SME-15	15hp, 3-phase, 160M
SME-20	20hp, 3-phase, 160M

Cyclones



Cyclones

Part Number

Compact, two stage cyclone separator efficiently divides large particles from fine dust. Units are powder coated steel.

SCC-2800	3hp, 3-phase, 2-stage cyclone collector, 2,300 cfm. Unit does not include drum.*
SCC-2053	5hp, 3-phase, 2-stage cyclone collector, 4,100 cfm. Unit does not include drum.*
SCC-2073	7.5hp, 3-phase, 2-stage cyclone collector, 4,900 cfm. Unit does not include drum.*
SCC-20103	10hp, 3-phase, 2-stage cyclone collector, 5,400 cfm. Unit does not include drum.*
SCC-R04	1/4 hp - Rotary Air Lock
SCC-R10	1 hp - Rotary Air Lock
SCC-RC10	1 hp - Screw Conveyor